

Setup Sheet

Driver Details

Name

Date

Surface

Carpet Tarmac Wood Mixed

Circuit Oval Smooth Bumpy

Batteries

4 Cell 1S Shorty

6 Cell 2S Saddle

Motor and Gearing

Motor

Spur

Pinion

Wheels and Tyres

Front Left Foam	Front Right Foam
Front Left Dia.	Front Right Dia.
Front Left Additive <input type="checkbox"/>	Front Right Additive <input type="checkbox"/>
Glue Dots <input type="checkbox"/>	Glue Dots <input type="checkbox"/>
Rear Left Foam	Rear Right Foam
Rear Left Dia.	Rear Right Dia.
Rear Left Additive <input type="checkbox"/>	Rear Right Additive <input type="checkbox"/>

Chassis and Electrics

4 Cell 6 Cell

Bodyshell

Wing

E.S.C

Servo

Receiver

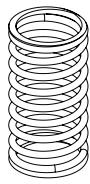
Temperature

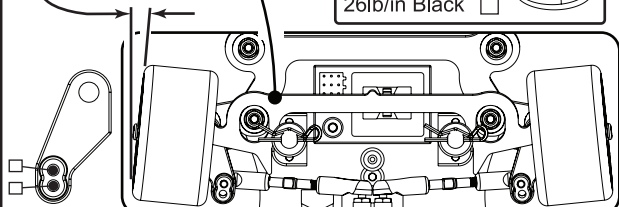
°C

Front

Camber Plate 1° 2°

Front Toe In

5lb/in White <input type="checkbox"/>	
7lb/in Yellow <input type="checkbox"/>	
10lb/in Blue <input type="checkbox"/>	
14lb/in Green <input type="checkbox"/>	
19lb/in Red <input type="checkbox"/>	
26lb/in Black <input type="checkbox"/>	



None
White
Blue
Red
Black

No. of O'rings 0 1 2

Front Ride Height mm

Centre

Top Link

Moulded Yes No

Link Length mm

None
White
Blue
Red
Black

Lower Link Right

Moulded Yes No

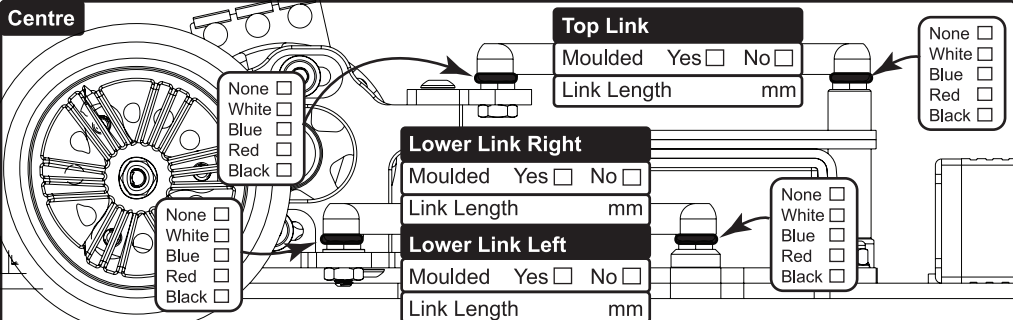
Link Length mm

Lower Link Left

Moulded Yes No

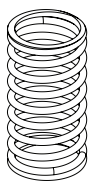
Link Length mm

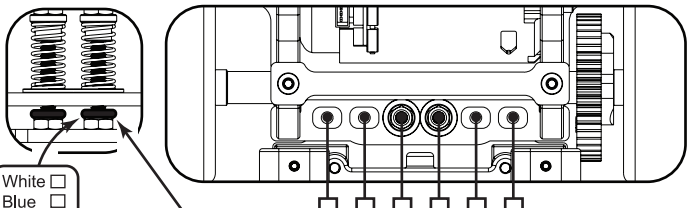
None
White
Blue
Red
Black



Rear

Motor Spacer

5lb/in White <input type="checkbox"/>	
7lb/in Yellow <input type="checkbox"/>	
10lb/in Blue <input type="checkbox"/>	
14lb/in Green <input type="checkbox"/>	
19lb/in Red <input type="checkbox"/>	
26lb/in Black <input type="checkbox"/>	



White
Blue
Red
Black

No. of O'rings 0 1 2

Rear Ride Height mm